

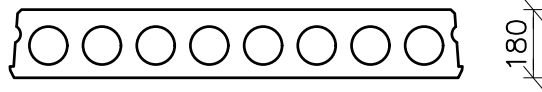
Tværsnit

Endesnit


Begge endesnit kan forekomme afhængig af produktionssted og tid.

Modulmål = 1200  
Formmål = 1197±3

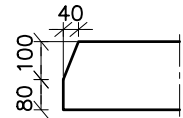
EX18



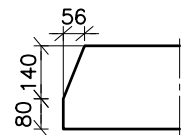
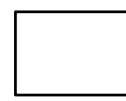
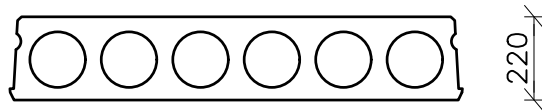
Lodret endesnit



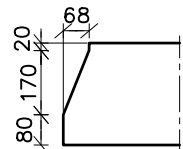

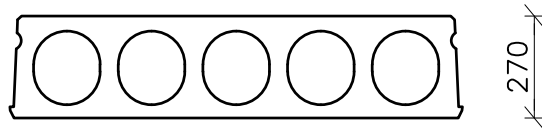
Skrå endesnit



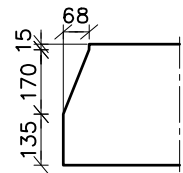
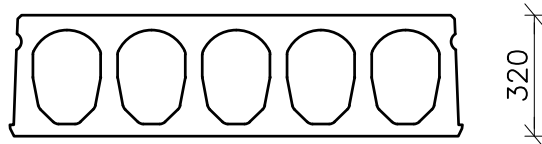
EX22



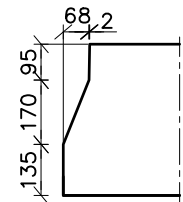
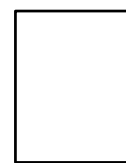
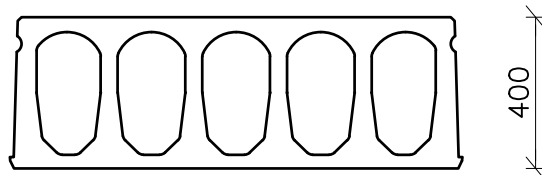
EX27



EX32



EX40



lms 26.01.18 Ki:13.41 EXT\_1080-01\_side1\_--EX.dwg

**CONSOLIS**

**SPÆNCOM**

**STANDARD**

EX

Snit i EX 18, 22, 27, 32, 40

Tegn.dato:  
14.09.07

Tegn. Godk.  
JJ / LAR

Rev. Dato  
C 01.02.18

Tegn. Godk.  
LMS / ANH

EXT

1080

1

Side 1